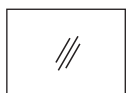
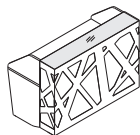



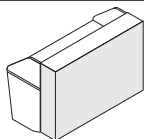
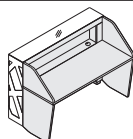
# Comptoir de réception DESIGN



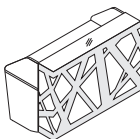
TEMPERED GLASS, WHITE  
HARTGLAS, WEISS  
VERRE TREMPÉ, BLANC



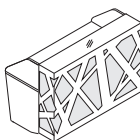
67-WHITE PASTEL  
WEISS PASTELL  
BLANC PASTEL



15-WHITE METAL  
WEISS  
METAL BLANC



PLEXIGLASS WHITE  
PLEXIGLAS WEISS  
PLEXIGLASS BLANC



# Comptoir de réception DESIGN

## Top verre

Verre OPTIWHITE laque d'en-dessous 8mm

## Plan de travail

MFC / Melaminplatte /  
Panneau mélaminé  
28mm

## Front / Front / Façade

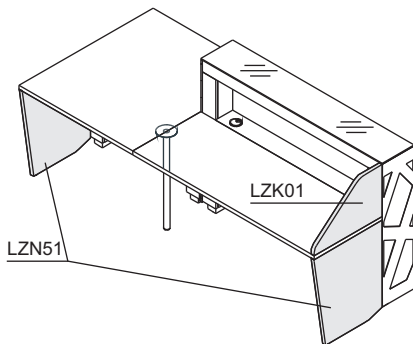
Éléments en plexiglass dans l'habillage  
en acier peint en poudre

## Illumination

RGBW LED

MFC / Melaminplatte /  
Panneau mélaminé  
28mm

L Vérins de  
réglage



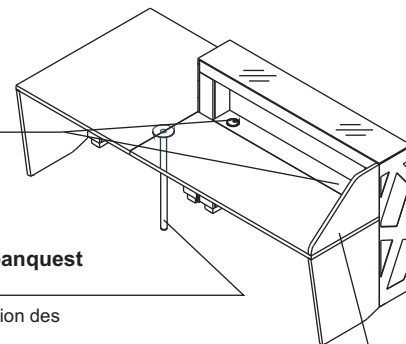
## Obturateur

ø 80mm

## Nécessaire sur la jonction des banquettes

NE41 nécessaire sur la connexion des  
banques

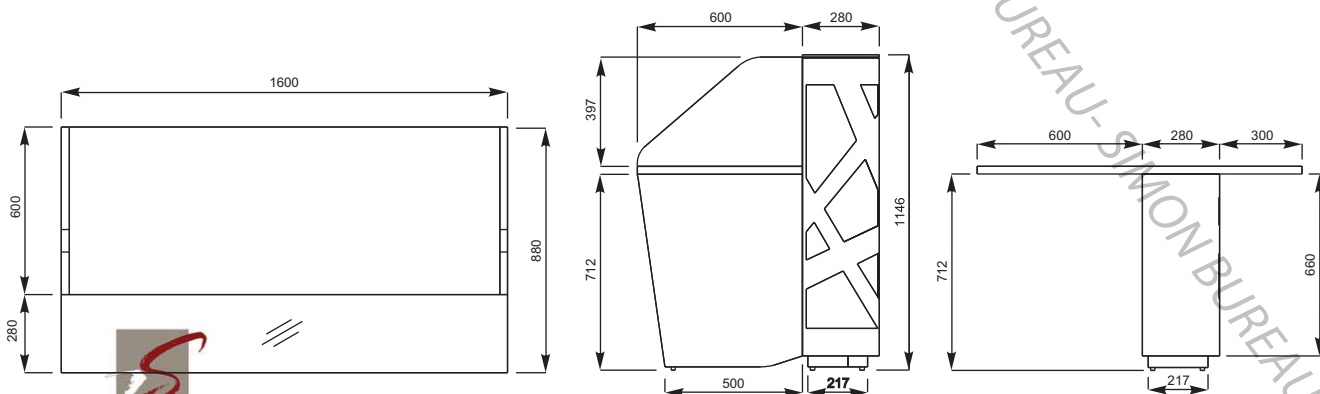
15 - METAL, BLANC BRILLANT



## Panneau latéral

MFC / Melaminplatte /  
Panneau mélaminé  
28mm

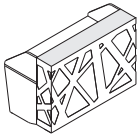
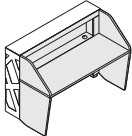
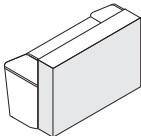
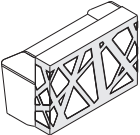

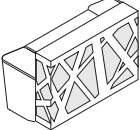
## DIMENSIONS



# Comptoir de réception DESIGN

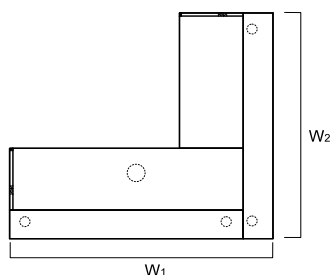
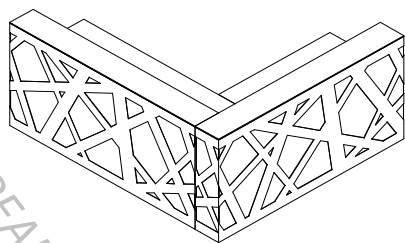


## FINITIONS

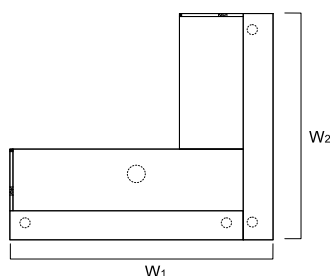
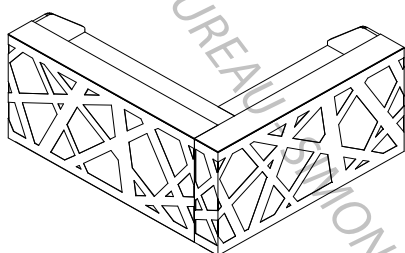
VERRE TREMPÉ, BLANC		
67 BLANC PASTEL		
15 METAL BLANC		
 PLEXIGLASS BLANC		

# Comptoir de réception DESIGN

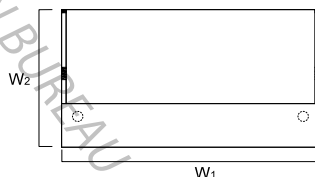
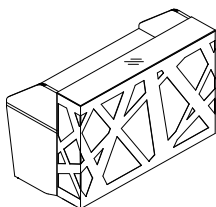
## CONFIGURATIONS DES BANQUES




INDEX SYMBOL	DIMENSIONS / ABMESSUNGEN [mm]					EUR	⚖️	📦	📦		COMMENTS / BEMERKUNGEN / REMARQUES
	W <sub>1</sub>	W <sub>2</sub>	D <sub>1</sub>	D <sub>2</sub>	H						
44	2480	2200	-	-	1146	8 163,-	293.7	3.186	18		



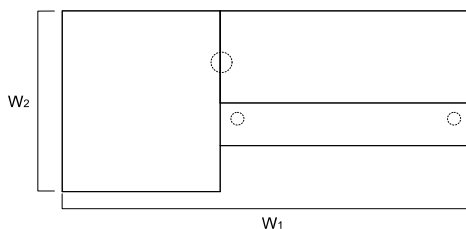
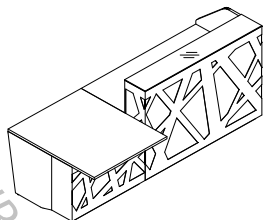
INDEX SYMBOL	DIMENSIONS / ABMESSUNGEN [mm]					EUR	⚖️	📦	📦		COMMENTS / BEMERKUNGEN / REMARQUES
	W <sub>1</sub>	W <sub>2</sub>	D <sub>1</sub>	D <sub>2</sub>	H						
45	2480	2200	-	-	1146	8 233,-	300.7	3.206	19		



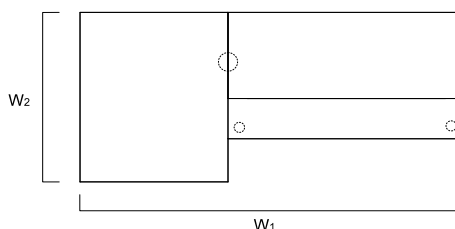
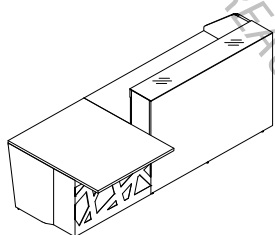
INDEX SYMBOL	DIMENSIONS / ABMESSUNGEN [mm]					EUR	⚖️	📦	📦		COMMENTS / BEMERKUNGEN / REMARQUES
	W <sub>1</sub>	W <sub>2</sub>	D <sub>1</sub>	D <sub>2</sub>	H						
34	1600	880	-	-	1146	3 300,-	131.9	1.250	9		
46	2200	880	-	-	1146	4 228,-	165.4	1.648	10		



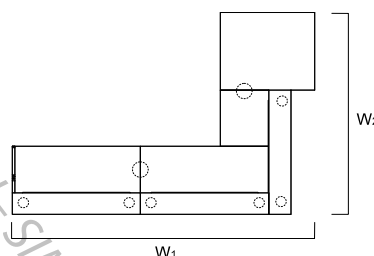
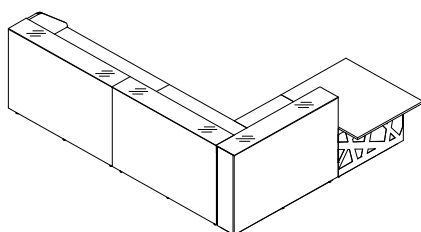
# Comptoir de réception DESIGN




INDEX SYMBOL	DIMENSIONS / ABMESSUNGEN [mm]					EUR				COMMENTS / BEMERKUNGEN / REMARQUES
	W <sub>1</sub>	W <sub>2</sub>	D <sub>1</sub>	D <sub>2</sub>	H					
50	2600	1180	-	-	1146	5 253,-	218.4	1.822	15	
51	3200	1180	-	-	1146	6 181,-	250.4	2.203	15	



INDEX SYMBOL	DIMENSIONS / ABMESSUNGEN [mm]					EUR				COMMENTS / BEMERKUNGEN / REMARQUES
	W <sub>1</sub>	W <sub>2</sub>	D <sub>1</sub>	D <sub>2</sub>	H					
56	2600	1180	-	-	1146	3 078,-	220.4	1.822	15	

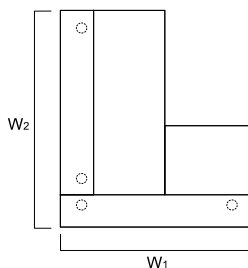



INDEX SYMBOL	DIMENSIONS / ABMESSUNGEN [mm]					EUR				COMMENTS / BEMERKUNGEN / REMARQUES
	W <sub>1</sub>	W <sub>2</sub>	D <sub>1</sub>	D <sub>2</sub>	H					
57	3200	2880	-	-	1146	5 039,-	439.2	4.215	31	

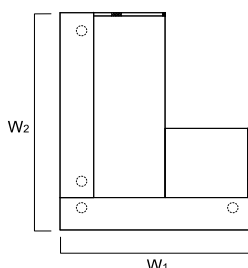
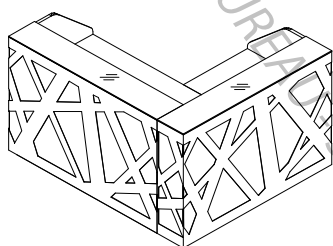


# Comptoir de réception DESIGN

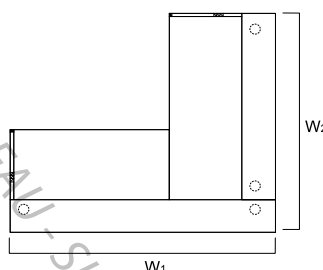
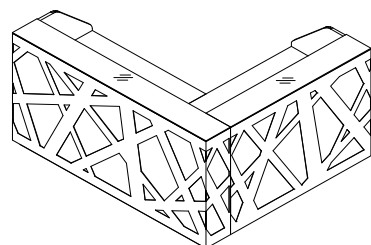
## CONFIGURATIONS DES BANQUES



INDEX SYMBOL	DIMENSIONS / ABMESSUNGEN [mm]					EUR	⚖️	📦	📦		COMMENTS / BEMERKUNGEN / REMARQUES
	W <sub>1</sub>	W <sub>2</sub>	D <sub>1</sub>	D <sub>2</sub>	H						
32	1600	1880	-	-	1146	6 335,-	227.5	2.395	16		



INDEX SYMBOL	DIMENSIONS / ABMESSUNGEN [mm]					EUR	⚖️	📦	📦		COMMENTS / BEMERKUNGEN / REMARQUES
	W <sub>1</sub>	W <sub>2</sub>	D <sub>1</sub>	D <sub>2</sub>	H						
35	1600	1880	-	-	1146	6 405,-	234.5	2.414	17		

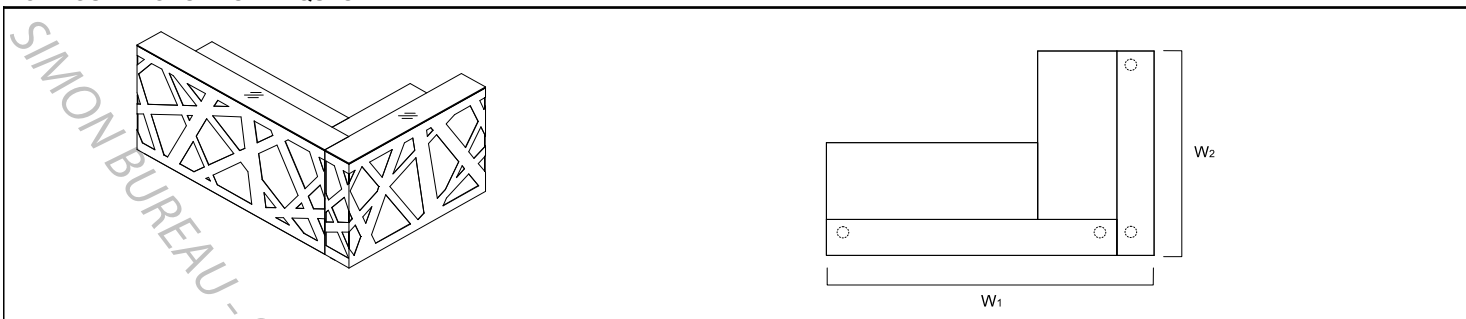


INDEX SYMBOL	DIMENSIONS / ABMESSUNGEN [mm]					EUR	⚖️	📦	📦		COMMENTS / BEMERKUNGEN / REMARQUES
	W <sub>1</sub>	W <sub>2</sub>	D <sub>1</sub>	D <sub>2</sub>	H						
36	2200	1880	-	-	1146	7 305,-	266.5	2.807	17		

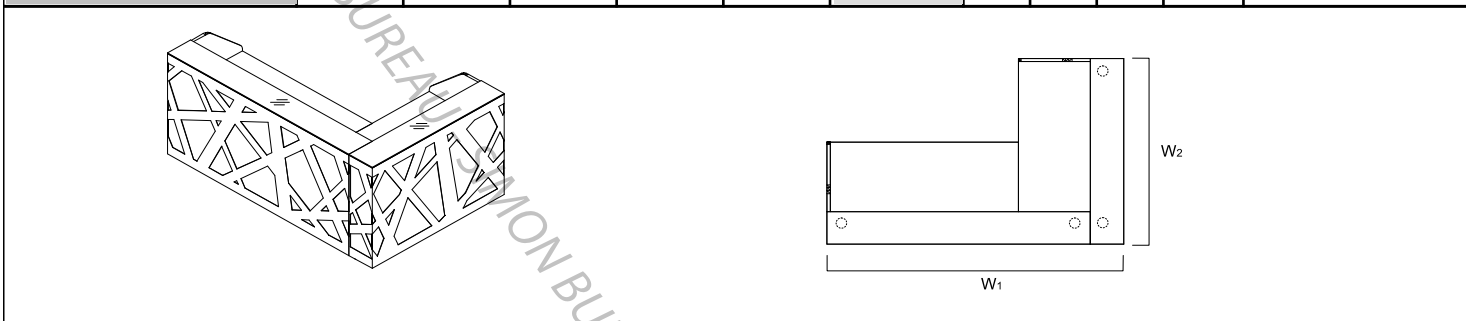


# Comptoir de réception DESIGN

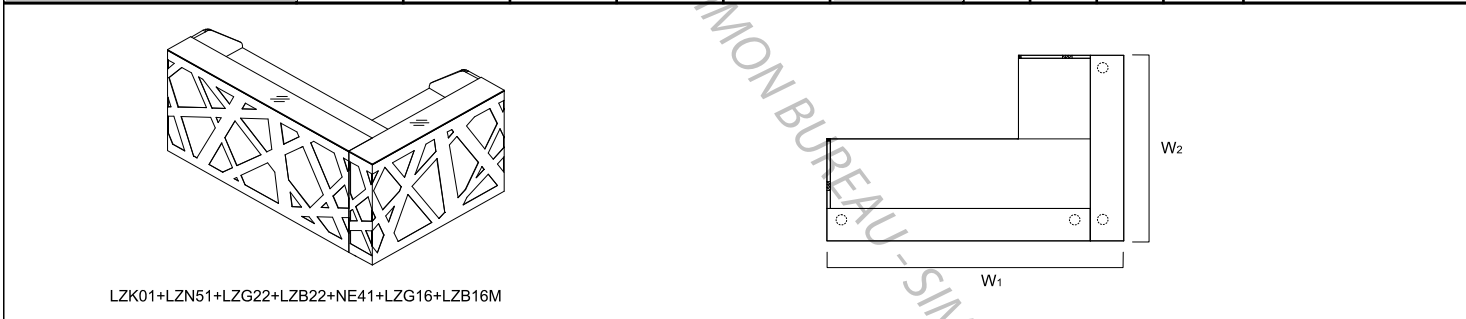
## CONFIGURATIONS DES BANQUES



INDEX SYMBOL	DIMENSIONS / ABMESSUNGEN [mm]					EUR				COMMENTS / BEMERKUNGEN / REMARQUES
	W <sub>1</sub>	W <sub>2</sub>	D <sub>1</sub>	D <sub>2</sub>	H		kg	m <sup>3</sup>	pcs	
38	2480	1600	-	-	1146	7 235,-	259.5	2.788	16	



INDEX SYMBOL	DIMENSIONS / ABMESSUNGEN [mm]					EUR				COMMENTS / BEMERKUNGEN / REMARQUES
	W <sub>1</sub>	W <sub>2</sub>	D <sub>1</sub>	D <sub>2</sub>	H		kg	m <sup>3</sup>	pcs	
40	2480	1600	-	-	1146	7 305,-	266.5	2.807	17	



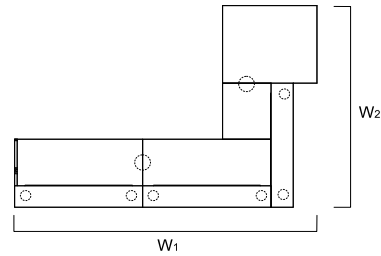
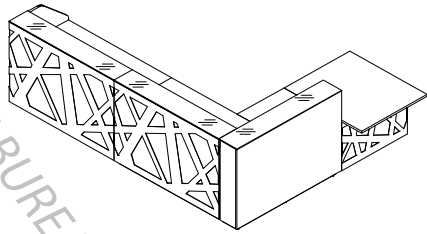
LZK01+LZN51+LZG22+LZB22+NE41+LZG16+LZB16M

INDEX SYMBOL	DIMENSIONS / ABMESSUNGEN [mm]					EUR				COMMENTS / BEMERKUNGEN / REMARQUES
	W <sub>1</sub>	W <sub>2</sub>	D <sub>1</sub>	D <sub>2</sub>	H		kg	m <sup>3</sup>	pcs	
42	2480	1600	-	-	1146	7 333,-	265.9	2.811	15	

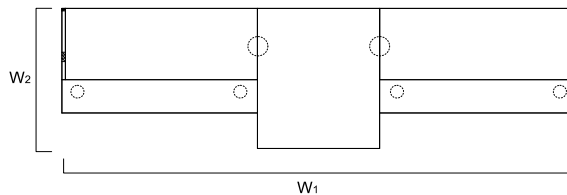
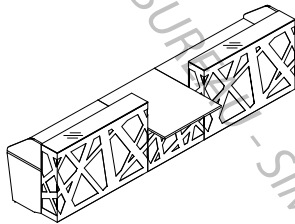


# Comptoir de réception DESIGN

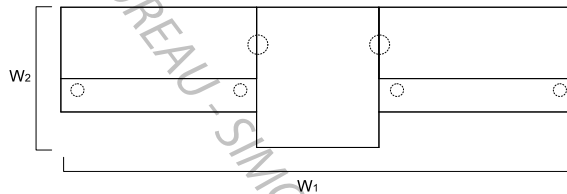
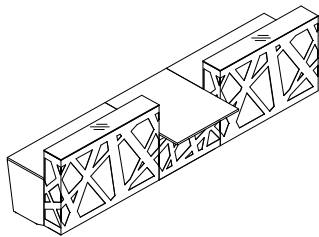
## CONFIGURATIONS DES BANQUES




INDEX SYMBOL	DIMENSIONS / ABMESSUNGEN [mm]					EUR	⚖️ kg	📦 m3	📦 pcs	COMMENTS / BEMERKUNGEN / REMARQUES
	W <sub>1</sub>	W <sub>2</sub>	D <sub>1</sub>	D <sub>2</sub>	H					
<b>58</b>	3808	2880	-	-	1146	9 389,-	435.2	4.215	31	



INDEX SYMBOL	DIMENSIONS / ABMESSUNGEN [mm]					EUR	⚖️ kg	📦 m3	📦 pcs	COMMENTS / BEMERKUNGEN / REMARQUES
	W <sub>1</sub>	W <sub>2</sub>	D <sub>1</sub>	D <sub>2</sub>	H					
<b>52</b>	4200	1180	-	-	1146	8 431,-	329.8	3.034	23	
<b>53</b>	4800	1180	-	-	1146	9 359,-	363.3	3.433	24	
<b>54</b>	5400	1180	-	-	1146	10 287,-	396.8	3.831	25	

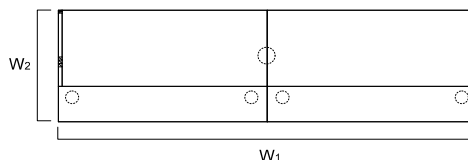
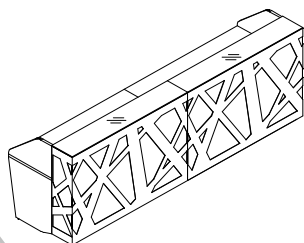


INDEX SYMBOL	DIMENSIONS / ABMESSUNGEN [mm]					EUR	⚖️ kg	📦 m3	📦 pcs	COMMENTS / BEMERKUNGEN / REMARQUES
	W <sub>1</sub>	W <sub>2</sub>	D <sub>1</sub>	D <sub>2</sub>	H					
<b>55</b>	4200	1180	-	-	1146	8 361,-	322.8	3.015	22	

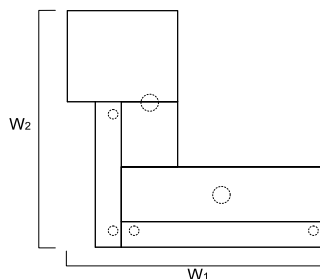
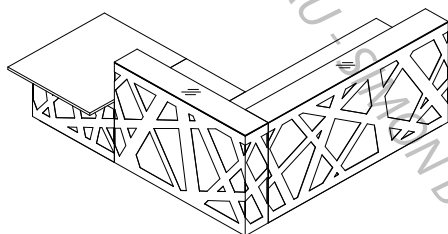




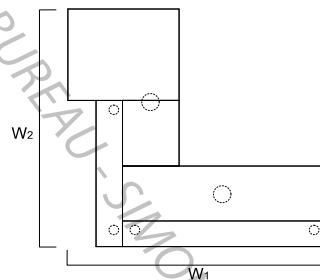
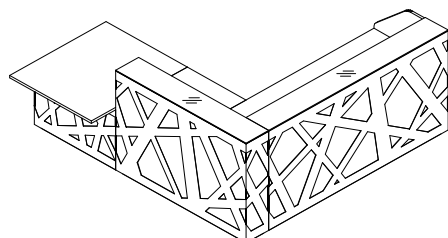
# Comptoir de réception DESIGN




INDEX SYMBOL	DIMENSIONS / ABMESSUNGEN [mm]					EUR	kg	m3	pcs	COMMENTS / BEMERKUNGEN / REMARQUES
	W <sub>1</sub>	W <sub>2</sub>	D <sub>1</sub>	D <sub>2</sub>	H					
60	3200	880	-	-	1146	6 478,-	243.3	2.462	17	
61	3800	880	-	-	1146	7 406,-	276.8	2.860	18	
62	4400	880	-	-	1146	8 334,-	310.3	3.258	19	



INDEX SYMBOL	DIMENSIONS / ABMESSUNGEN [mm]					EUR	kg	m3	pcs	COMMENTS / BEMERKUNGEN / REMARQUES
	W <sub>1</sub>	W <sub>2</sub>	D <sub>1</sub>	D <sub>2</sub>	H					
64	2600	2780	-	-	1146	9 216,-	346.8	3.365	22	

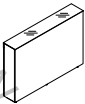

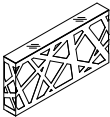



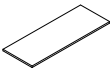
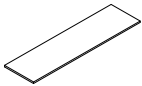

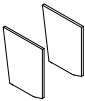



INDEX SYMBOL	DIMENSIONS / ABMESSUNGEN [mm]					EUR	kg	m3	pcs	COMMENTS / BEMERKUNGEN / REMARQUES
	W <sub>1</sub>	W <sub>2</sub>	D <sub>1</sub>	D <sub>2</sub>	H					
63	2600	2780	-	-	1146	9 286,-	353.8	3.384	23	



# Comptoir de réception DESIGN

## E ÉLÉMENTS COMPOSANTS

	1600	280	1146	<b>G16M</b>	890,-	93.5	1.147	4		
	1600	280	1146	<b>G16</b>	3 065,-	91.5	1.147	4		
	2200	280	1146	<b>G22</b>	3 935,-	116.5	1.527	4		
	1000	1180	740	<b>G10</b>	1 925,-	85.0	0.555	5		
	720	600	28	<b>B16M</b>	40,-	10.4	0.017	3		
	1320	600	28	<b>B22M</b>	70,-	18.1	0.031	4		
	1600	600	28	<b>B16</b>	85,-	18.4	0.049	3		
	2200	600	28	<b>B22</b>	115,-	25.4	0.050	3		
	600	28	397	<b>K01</b>	70,-	7.0	0.020	1		
	600	28	712	<b>N51</b>	80,-	15.0	0.035	1		
	40	40	712	<b>E41</b>	28,-	1.5	0.017	1		straight leg / Rundfuß / pied tube